

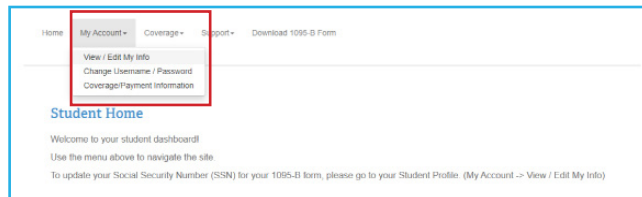
How to Access Your 1095-B Form Online

If you already have an AHP account:
Log in at myahpcare.com/ahp-login.



If you do not have an AHP account:
Register at myahpcare.com/register.

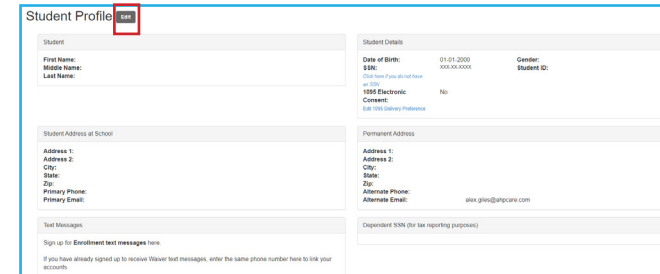
1



2

To access your 1095-B form, you must first provide consent. To provide consent, click [My Account](#), then select [View/Edit My Info](#).

If you have previously provided your consent, skip to Step 5.

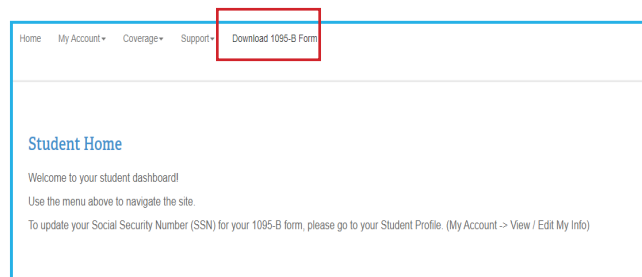


3

Click [Edit](#) next to Student Profile.

4

Select the [check box](#) next to "1095 Electronic Consent". Click [Save Changes](#).



5

Click on [Download 1095-B Form](#). From here, you can download and save your 1095-B form.

Questions?
Please call us at 855-247-2273
or email us at
1095BForm@myahpcare.com.