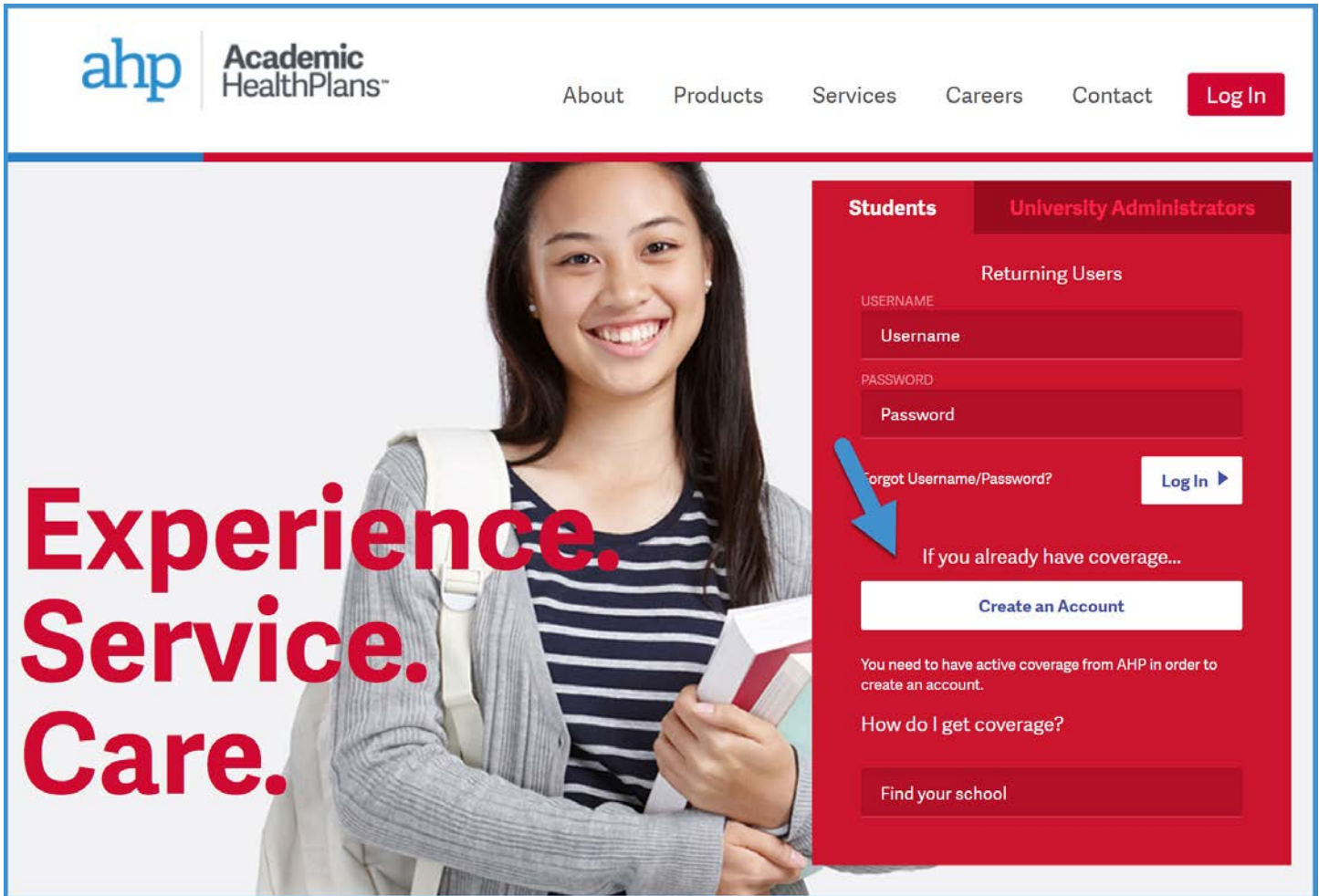


AHP Create-an-Account Instructions

1. Go to ahpcare.com and click the **Create an Account** button:



The screenshot shows the AHP Academic HealthPlans website. The top navigation bar includes the AHP logo, the text "Academic HealthPlans", and links for "About", "Products", "Services", "Careers", "Contact", and a "Log In" button. Below the navigation bar is a large banner image of a smiling young woman with a backpack. Overlaid on the right side of the banner is a red login and account creation form. The form has two tabs: "Students" (selected) and "University Administrators". Under the "Students" tab, there is a "Returning Users" section with input fields for "USERNAME" (Username) and "PASSWORD" (Password), a "Forgot Username/Password?" link, and a "Log In" button. Below this is a section for "If you already have coverage..." with a "Create an Account" button. A blue arrow points to the "Create an Account" button. Below the "Create an Account" button, there is a note: "You need to have active coverage from AHP in order to create an account." and a link "How do I get coverage?". At the bottom of the form is a "Find your school" input field.

**Experience.
Service.
Care.**

Students University Administrators

Returning Users

USERNAME
Username

PASSWORD
Password

Forgot Username/Password? Log In ▶

If you already have coverage...

Create an Account

You need to have active coverage from AHP in order to create an account.

How do I get coverage?

Find your school

2. Fill out your information:

ahp | Academic HealthPlans™

About Products Services Careers Contact Log In

Students University Administrators

Already have an account?

Login Now

FIRST NAME* LAST NAME*

First Name Last Name

EMAIL ADDRESS*

Email Address

MOBILE PHONE*

Mobile Phone

I agree to allow AHP to send SMS messages to this number.

DATE OF BIRTH*

Month DD YYYY

GENDER* STUDENT ID*

Male Student ID

Continue ▶

Experience. Service. Care.

3. You will then be taken directly to your student dashboard:

ahp | Academic HealthPlans™

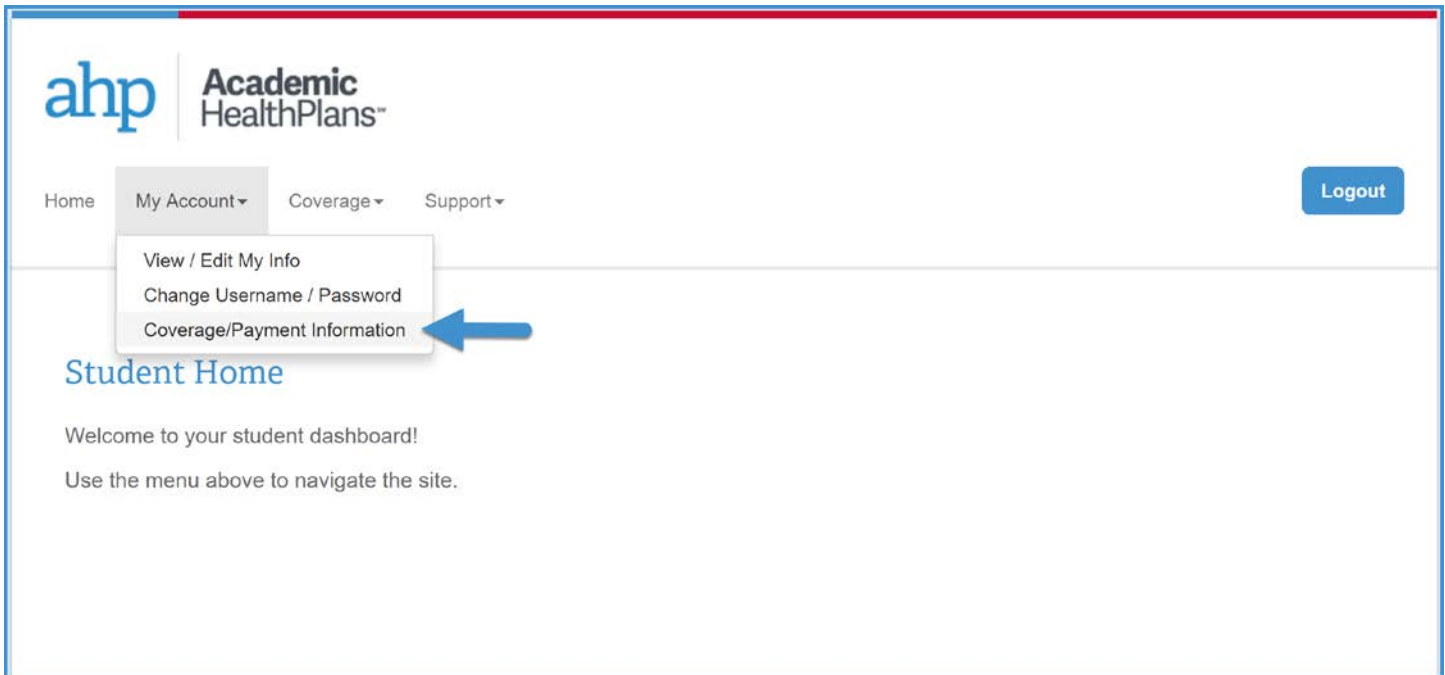
Home My Account Coverage Support Logout

Student Home

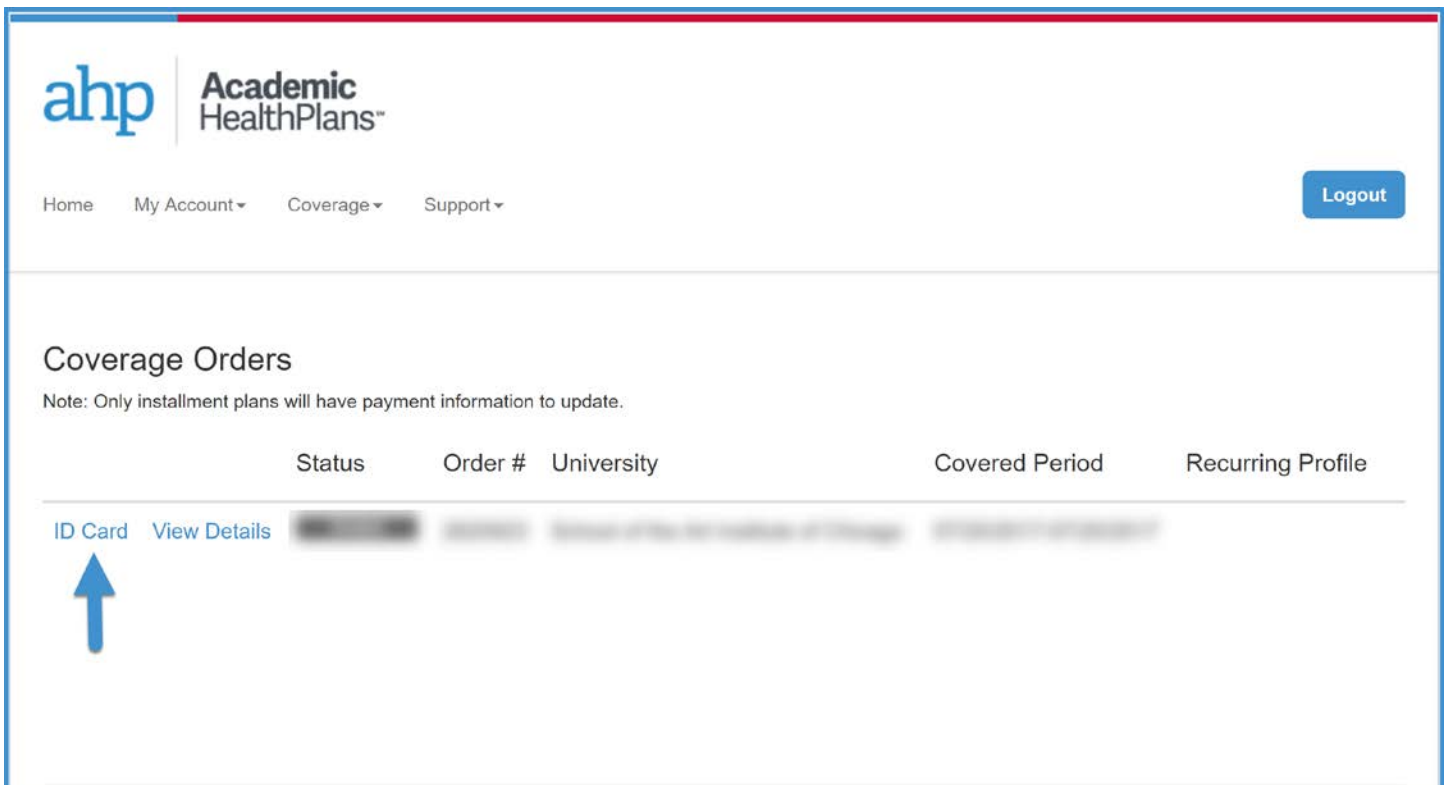
Welcome to your student dashboard!

Use the menu above to navigate the site.

4. Go to **My Account** -> **Coverage/Payment Information**:



5. Click on **ID Card**:



A PDF copy of your ID card will then be downloaded to your computer.