

Maximize access to your plan information

SINGLE SIGN ON

You're only a few steps away

from getting online access to your health insurance plan information from Blue Cross and Blue Shield of Illinois (BCBSIL).

To begin, you must be enrolled in the Student Health Insurance Plan and then register with Academic HealthPlans (AHP*). From there you'll be able to link to Blue Access for MembersSM (BAMSM), the BCBSIL website for members.

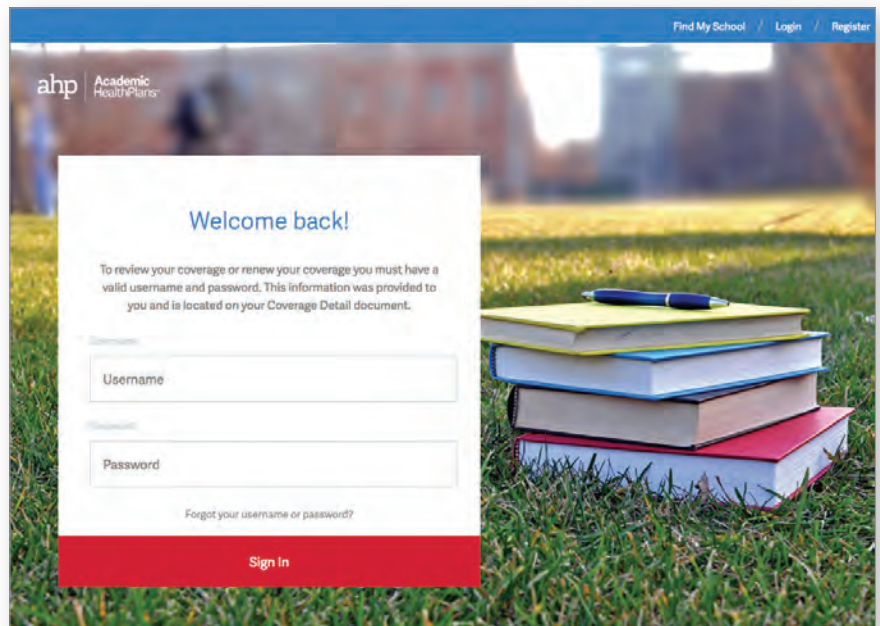
To fully access your account, complete the registration process to create a login and password. After you have registered, you will be able to view enrollment, benefit and claims information; view or request a member ID card; and much more.



STEP 1:

Go to
myahpcare.com/ahp-login.

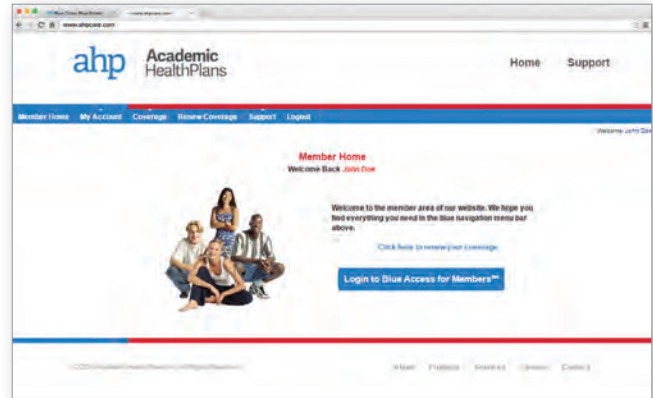
Click on **Create an Account**
and have a user name
and password ready.





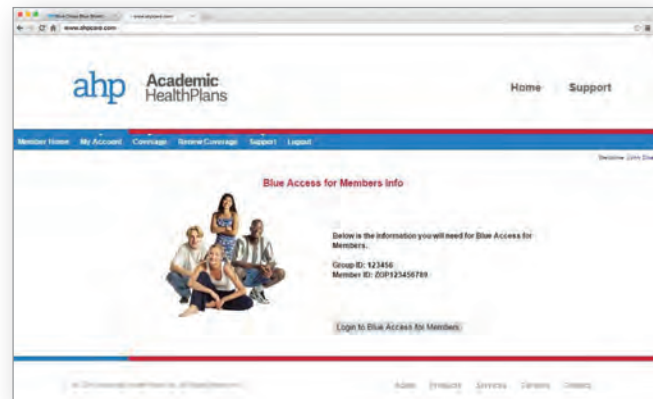
STEP 2: Access your student information.

After creating a user name and password, you will be directed to the screen below. When you click on the blue box, the page will be redirected to Step 3.



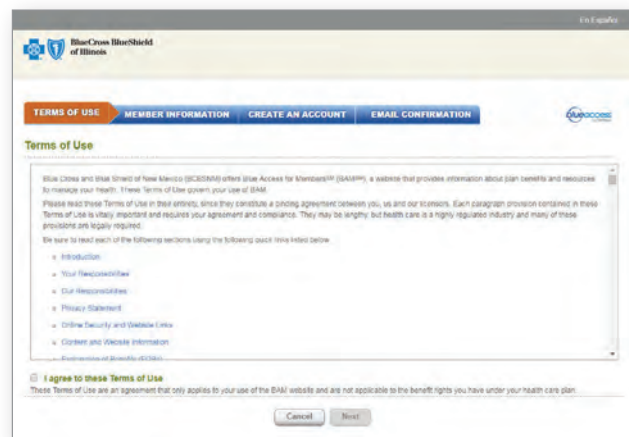
STEP 3: Enter Group and Member IDs.

The window that pops up in your browser will show your Group ID and Member ID. (You can also refer to your member ID card for this information.) Click on Login to Blue Access for Members to begin the final process. (This will be a pop-up or new tab.)



STEP 4: Agree to Terms of Use.

Please review and acknowledge the Terms of Use. A confirmation screen will appear stating a confirmation email has been sent.



Blue Cross BlueShield of Illinois

TERMS OF USE MEMBER INFORMATION CREATE AN ACCOUNT EMAIL CONFIRMATION

Member Information You will need the information provided on your ID card to continue. If you do not have this information please call the Member Help Desk at (866) 706-2262 for assistance.

*** Required Field**

* First Name

* Last Name

* Date of Birth / /

* Identification (ID) Number: []

Are you a Legal Guardian?

A legal guardian is a person who has legal responsibility for an individual under the age of 18.



STEP 5:
Complete your Blue Cross and Blue Shield of Illinois registration.

Have your Member ID ready to complete the registration page.

Blue Cross BlueShield of Illinois

TERMS OF USE MEMBER INFORMATION CREATE AN ACCOUNT EMAIL CONFIRMATION

Create an Account Please enter your username, password and email.

*** Required Field**

* User Name
 You username must be at least seven (7) characters long and contain only letters and numbers. You cannot use special characters in your username.

* Password
 Your new password must use at least 8 characters. It must also include a mix of an uppercase letter, a lowercase letter, a number and a special character. Please see our Family Guidelines for more information.

* Re-type Password

* Email Address
 A valid email address is required for registration. An email will be sent to the address you enter. You must have access to the email to complete your registration process.

* Re-type Email Address



STEP 6:
Complete username and password registration.

Enter your username, password and email.



THAT'S IT!

I'm now registered with AHP and will be able to access my BCBSIL health insurance plan information through Blue Access for Members.



Blue Cross and Blue Shield of Illinois complies with applicable Federal civil rights laws and does not discriminate on the basis of race, color, national origin, sex, gender identity, age, sexual orientation, health status or disability.

To get help and information in your language at no cost, please call us at 855-710-6984.

ATENCIÓN: Si habla español, tiene a su disposición servicios gratuitos de asistencia lingüística. Llame al 1-877-774-8592 (TTY: 711).

UWAGA: Jeżeli mówisz po polsku, możesz skorzystać z bezpłatnej pomocy językowej. Zadzwoń pod numer 1-877-774-8592 (TTY: 711).

AcademicBlue is offered by Blue Cross and Blue Shield of Illinois, a Division of Health Care Service Corporation, a Mutual Legal Reserve Company, an Independent Licensee of the Blue Cross and Blue Shield Association.

851703.0620