
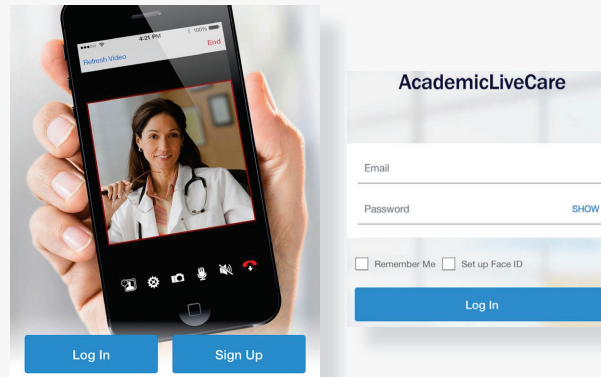


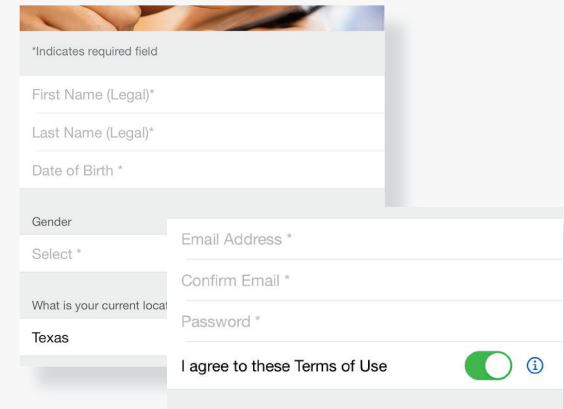
How to Sign Up



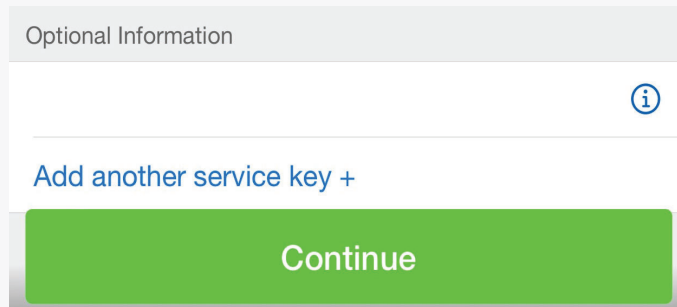
1 Download the AcademicLiveCare app on your mobile device. It is available on the AppStore and GooglePlay.




2 [Sign Up](#) for AcademicLiveCare using your school email address or [Log In](#) if you already have an account.

The image shows a user profile completion form. It includes fields for 'First Name (Legal)*', 'Last Name (Legal)*', 'Date of Birth *', 'Gender' (with a 'Select *' dropdown), 'Email Address *', 'Confirm Email *', and 'Password *'. There is a 'What is your current location?' dropdown set to 'Texas'. At the bottom, there is a toggle switch for 'I agree to these Terms of Use' which is turned on, and an information icon.

3 Complete your profile and agree to the Terms of Use.

The image shows the 'Optional Information' screen. It has a header 'Optional Information' and an information icon. Below is a text input field. A blue link 'Add another service key +' is present. At the bottom is a large green 'Continue' button.

4 When prompted to enter a Service Key, please click 'Continue' as you do not need a service key.

The image shows a 'Congratulations!' screen. It has the 'AcademicLiveCare' logo at the top, followed by 'Congratulations!' in green, and 'Your account has been created.' Below that is a large green 'OK' button.

5 Now that your account has been created, you're ready to Get Care!

How to Get Care

Your [Home Page](#) will reflect all services available to you. Select the care applicable to your needs.

medical

Visit Now

therapy

Schedule Appointment

psychiatry

Schedule Appointment

diet & nutrition

Schedule Appointment

For [Medical/Urgent Care](#), you have two options. Proceed to your appointment by choosing the first available provider or find a specific provider by using the search and filters tools.

See the first available provider
The quickest way to start your visit.

See Next Provider

Filter



Jennifer Marshall
Family Physician
Available Now

>



Mary Jones
Family Physician
Available Now

>



Martha Ballard
Internist
Available Now

>



Jason Bartlett
Family Physician
Available Now

>

Languages Spoken:
English, French

Professional Education:
Montreal, 1990

Years of Experience:
32 years

Provide details about your visit and acknowledge that you have read the Notice of Privacy Practices.

<

Get Started

START

FINISH

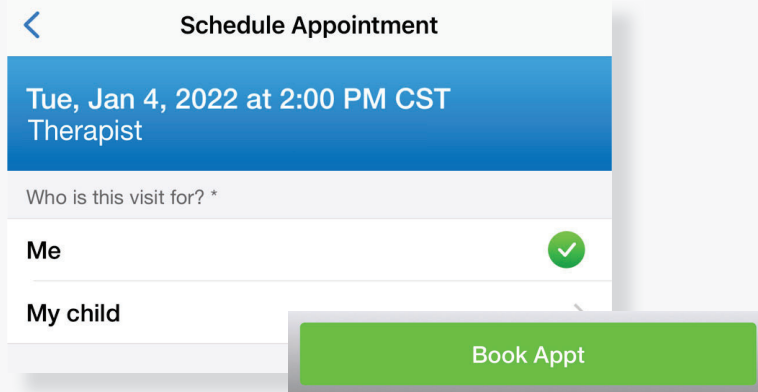
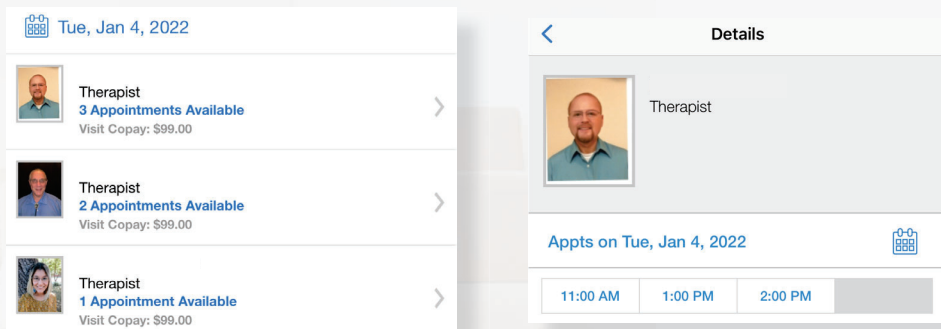
Please provide some details about your visit and we'll connect you with a qualified provider.

I acknowledge receipt of these Notices of Privacy Practices

i

How to Schedule an Appointment

For [all other care](#), schedule a virtual visit by selecting a provider to see a list of available appointment times. Or, find a specific provider by using the search and filter tools.



Review your appointment details and click [Book Appt](#) to confirm your visit.

Now, it's time for your appointment!

- Your provider will thoroughly review your intake form before starting your visit.
- While you wait, a brief overview will play, easing you into the care environment, making you feel right at home with telehealth.
- Your provider will take progress notes during your visit and wrap up your visit details once your visit has ended.
- A visit summary will be sent to you via a secure message, accessible any time via the secure inbox, located right on your dashboard.



For support, call (866) 882-0343.

alc