


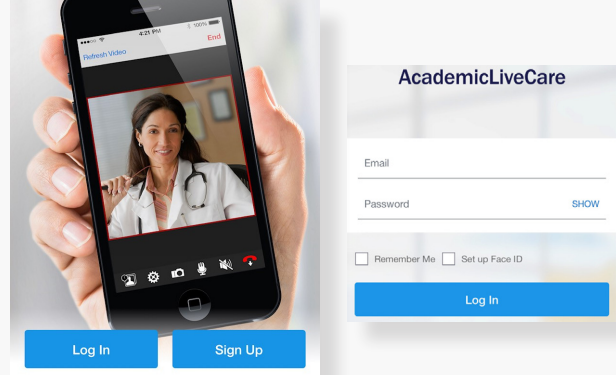
SERVICE KEY
ALC

COUPON CODE
ALCMWUAZ23

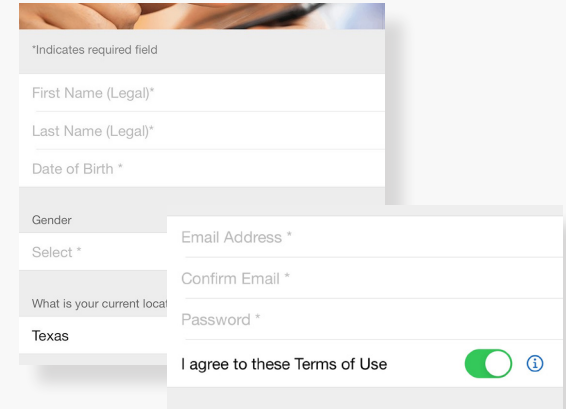
How to Sign Up



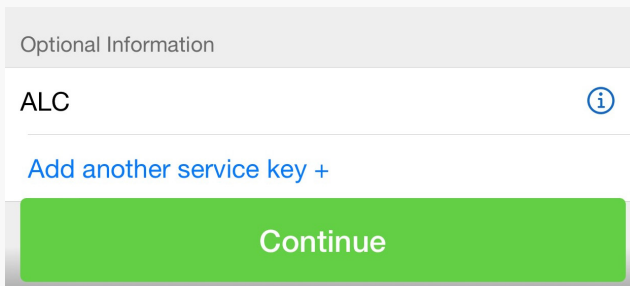
1 Download the AcademicLiveCare app on your mobile device. It is available on the AppStore and GooglePlay.




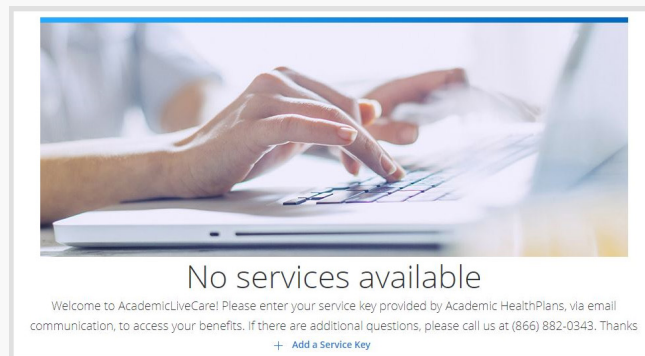
2 Sign Up for AcademicLiveCare using your school email address or Log In if you already have an account.



3 Complete your profile and agree to the Terms of Use.



4 When prompted to enter a Service Key, enter **ALC** and press 'Continue'. The service key unlocks all AcademicLiveCare services available to you. When a service key is not entered, an error message will appear after sign-up is complete. If you see this message, click [Add a Service Key](#) and enter **ALC**.



5 Now that your account has been created, you're ready to Get Care!

How to Get Care

Your [Home Page](#) will reflect all services available to you. Select the care applicable to your needs.

The image shows four service category cards arranged horizontally. Each card has a title and a button at the bottom. The 'medical' card has a 'Visit Now' button. The 'therapy', 'psychiatry', and 'diet & nutrition' cards have 'Schedule Appointment' buttons. The 'therapy' card also has a 'THERAPY' label, 'psychiatry' has 'PSYCHIATRY', and 'diet & nutrition' has 'NUTRITION & WEIGHT LOSS'.

For [Medical/Urgent Care](#), see the first available provider or find a specific provider by using the search and filters tools. Once a provider is selected, the cost of the visit will be shown, however this amount will be made \$0.00 once your [Coupon Code](#) is applied.

This screenshot shows the provider selection interface. On the left, a box says 'See the first available provider' with a 'See Next Provider' button and a 'Filter' icon. In the center, a list of providers is shown: Jennifer Marshall (Family Physician, Available Now), Mary Jones (Family Physician, Available Now), Martha Ballard (Internist, Available Now), and Jason Bartlett (Family Physician, Available Now). On the right, a details box shows: Visit Copay: \$59.00, Languages Spoken: English, French, Professional Education: Montreal, 1990, and Years of Experience: 32 years.

Provide details about your visit and acknowledge that you have read the Notice of Privacy Practices.

This screenshot shows the 'Get Started' form. It has a progress bar from 'START' to 'FINISH'. Below the bar, it says 'Please provide some details about your visit and we'll connect you with a qualified provider.' At the bottom, there is a checkbox for 'I acknowledge receipt of these Notices of Privacy Practices' which is checked, and an information icon.

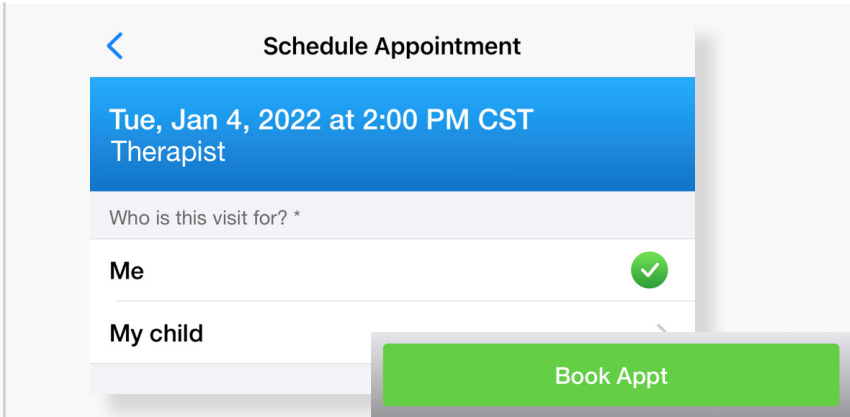
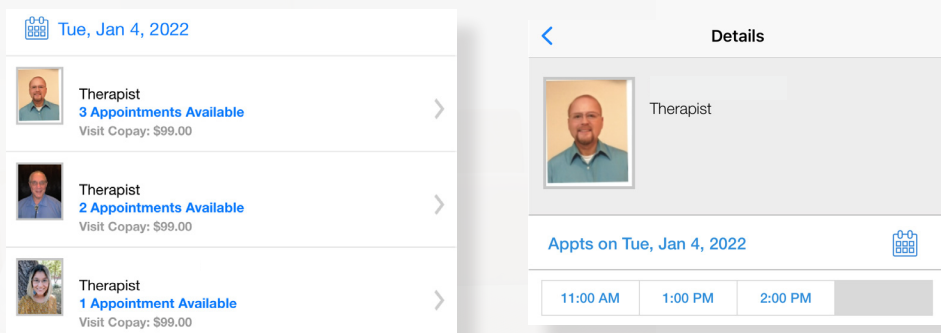
On the payment screen, enter [Coupon Code ALCMWUAZ23](#) and click 'Apply' to make the cost of your visit free. Click 'Start Visit' to be connected to the provider.

This screenshot shows the 'Payment Info' screen. It has a 'Cancel' button and a progress bar from 'START' to 'FINISH'. Below the bar, it says 'You're about to be connected with a highly qualified provider. Please enter your payment information below.'

This screenshot shows the coupon application screen. It displays 'Your Cost: \$0.00' in green. Below this is a text input field and a green 'Apply' button. Underneath, it says 'Coupon applied' and 'Price includes only the cost of your visit. The cost of any medications or treatments prescribed as a result of your visit is not included.'

How to Schedule an Appointment

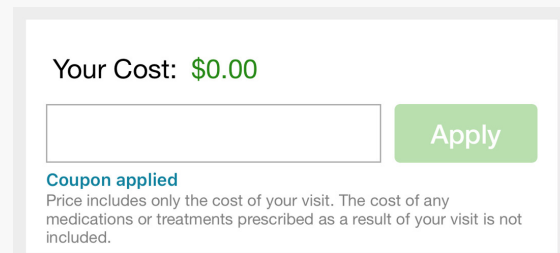
For **all other care**, schedule a virtual visit by selecting a provider to see a list of available appointment times. Or, find a specific provider by using the search and filter tools.



Review your appointment details and click **Book Appt** to confirm your visit.

At the time of your appointment, right before you are connected to the provider, you will be asked to provide details about your visit.

Enter your **Coupon Code** **ALCMWUAZ23** and click 'Apply' to make the cost of your visit free.



Now, it's time for your appointment!

- Your provider will thoroughly review your intake form before starting your visit.
- While you wait, a brief overview will play, easing you into the care environment, making you feel right at home with telehealth.
- Your provider will take progress notes during your visit and wrap up your visit details once your visit has ended.
- A visit summary will be sent to you via a secure message, accessible any time via the secure inbox, located right on your dashboard.



For support, call (866) 882-0343.

