

SERVICE KEY
SMUCMPS

COUPON CODE
SMUCMPS

How to Sign Up

Telehealth for Students

The future of medicine is here. Connect with a licensed health care provider, 24-hours a day from anywhere.

Get Connected

Visit [AcademicLiveCare](#) or
Download the AcademicLiveCare App to Get Connected!

Available on the App Store GET IT ON Google play

1 Visit [academiclivecare.com](#), click 'Get Connected' and then 'Visit Amwell' in the pop-up window.

AcademicLiveCare

Sign Up

First Name* Last Name*

School Email*

Confirm School Email*

Password*

I agree to the following: [Terms of Use*](#)

Sign Up

[I already have an account. Log In](#)

AcademicLiveCare makes it easy to talk to a doctor. Simply select a physician and connect. Our physicians are U.S. trained and board certified.

Please use your school email address when creating an account.

2 **Sign Up** for AcademicLiveCare using your school email address or **Log In** if you already have an account.

AcademicLiveCare

Complete Profile

Current Location (State)*

Date of Birth

Month Day Year

Gender

Continue

3 Complete your profile.

AcademicLiveCare

Service Key

If you received a key from your employer or another group, enter it here. [More info](#)

Service Key (optional)

Continue

4 When prompted to enter a Service Key, enter **SMUCMPS** and press 'Continue'. The service key unlocks all AcademicLiveCare services available to you. When a service key is not entered, an error message will appear after sign-up is complete. If you see this message, click [Add a Service Key](#) and enter **SMUCMPS**.

No services available

Welcome to AcademicLiveCare! Please enter your service key provided by Academic HealthPlans, via email communication, to access your benefits. If there are additional questions, please call us at (866) 882-0343. Thanks

[+ Add a Service Key](#)

AcademicLiveCare

Congratulations!

Your account has been created.


OK

5 Now that your account has been created, you're ready to Get Care!

How to Get Care


For [Therapy](#), schedule a virtual visit by selecting your preferred date to see a list of available providers and appointment times. Or, find a specific provider by using the search and filter tools.


Schedule an Appointment

 Choose by Date ▼


 Choose by Provider ▼


Find a Specific Provider

Filters Gender Language Specialty Search by Name 



Review your appointment details and click [Schedule Appointment](#) to confirm your visit.

 Appointment Details

 Psychiatrist
8:00 AM CDT
Friday, September 24, 2021

[Cancel](#) [Schedule Appointment](#)

At the time of your appointment, right before you are connected to the provider, you will be asked to provide details about your visit.

Enter [Coupon Code SMUCMPS](#) and click 'Apply' to make the cost of your visit free. Click 'Start Visit' to be connected to the provider.

Your Cost: **\$0.00** [Apply](#)

Coupon applied.

Price includes only the cost of your visit. The cost of any medications or treatments prescribed as a result of your visit is not included.

[Cancel](#) [Start Visit](#)

Now, it's time for your appointment!

- Your provider will thoroughly review your intake form before starting your visit.
- While you wait, a brief overview will play, easing you into the care environment, making you feel right at home with telehealth.
- Your provider will take progress notes during your visit and wrap up your visit details once your visit has ended.
- A visit summary will be sent to you via a secure message, accessible any time via the secure inbox, located right on your dashboard.