

SERVICE KEY
ALC

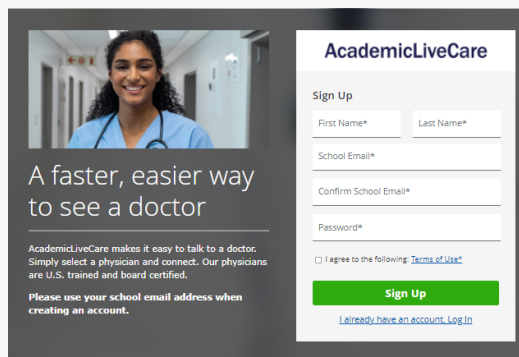

COUPON CODE
ALCVBILT

How to Sign Up

Telehealth for Students

The future of medicine is here.
Connect with a licensed health care
provider, 24-hours a day from
anywhere.

Get Connected



AcademicLiveCare

Complete Profile

Current Location (State)* ▼

Date of Birth

Month ▼ Day Year

Gender ▼

Continue

1 Visit academiclivecare.com, click 'Get Connected' and then 'Visit AcademicLiveCare' in the pop-up window.

2 Sign Up for AcademicLiveCare using your school email address or Log In if you already have an account.

3 Complete your profile.

AcademicLiveCare

Service Key

If you received a key from your employer or another group, enter it here: [More info](#)

Service Key (optional)

Continue



No services available

Welcome to AcademicLiveCare! Please enter your service key provided by Academic HealthPlans, via email communication, to access your benefits. If there are additional questions, please call us at (866) 882-0343. Thanks
[+ Add a Service Key](#)

AcademicLiveCare

Congratulations!

Your account has been created.


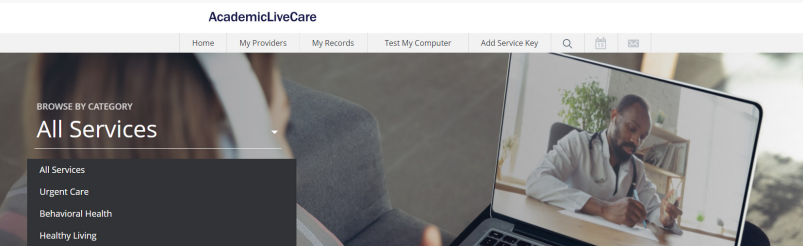
OK

4 When prompted to enter a Service Key, enter **ALC** and press 'Continue'. The service key unlocks all AcademicLiveCare services available to you. When a service key is not entered, an error message will appear after sign-up is complete. If you see this message, click [Add a Service Key](#) and enter **ALC**.

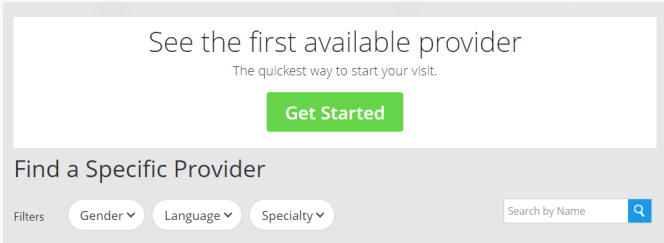
5 Now that your account has been created, you're ready to Get Care!

How to Get Care

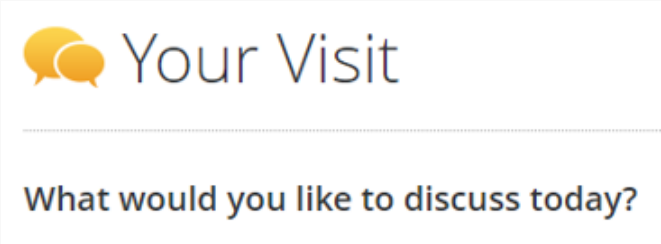
Your [Home Page](#) will reflect all services available to you.
Select the care applicable to your needs.



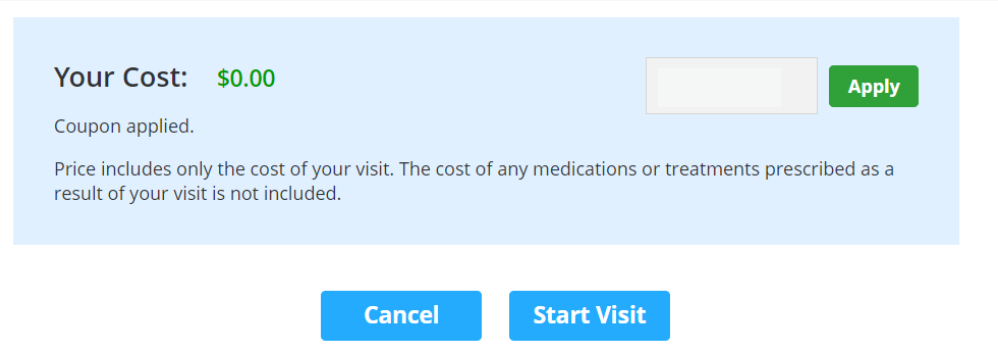
For [Medical/Urgent Care](#), click 'Get Started' to see the first available provider or find a specific provider by using the search and filter tools.



Provide details about your visit and acknowledge that you have read the Notice of Privacy Practices and agree to the Terms of Use.




On the payment screen, enter [Coupon Code ALCVBILT](#) and click 'Apply' to make the cost of your visit free. Click 'Start Visit' to be connected to the provider.




How to Get Care

For [all other care](#), schedule a virtual visit by selecting your preferred date to see a list of available providers and appointment times. Or, find a specific provider by using the search and filter tools.

Schedule an Appointment

 Choose by Date

 Choose by Provider


Find a Specific Provider

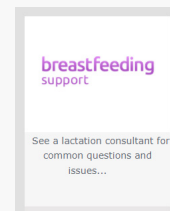



Filters

Gender ▾


Language ▾


Specialty ▾

Search by Name 



Review your appointment details and click [Schedule Appointment](#) to confirm your visit.

 Appointment Details



Psychiatrist

8:00 AM CDT

Friday, September 24, 2021

Cancel

Schedule Appointment

At the time of your appointment, right before you are connected to the provider, you will be asked to provide details about your visit.

Enter [Coupon Code ALCVBILT](#) and click 'Apply' to make the cost of your visit free. Click 'Start Visit' to be connected to the provider.

Your Cost: \$0.00

Apply

Coupon applied.

Price includes only the cost of your visit. The cost of any medications or treatments prescribed as a result of your visit is not included.

Cancel

Start Visit

Now, it's time for your appointment!

- Your provider will thoroughly review your intake form before starting your visit.
- While you wait, a brief overview will play, easing you into the care environment, making you feel right at home with telehealth.
- Your provider will take progress notes during your visit and wrap up your visit details once your visit has ended.
- A visit summary will be sent to you via a secure message, accessible any time via the secure inbox, located right on your dashboard.