

### How to Sign Up

#### Telehealth for Students

The future of medicine is here.  
Connect with a licensed health care  
provider, 24-hours a day from  
anywhere.

Get Connected

Visit [Amwell](#)

or

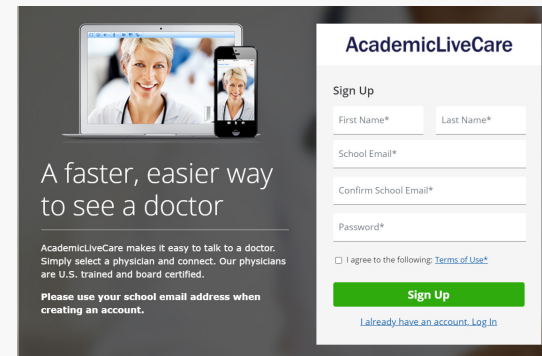
Download the Amwell App to Get Connected!



Available on the  
App Store



GET IT ON  
Google play



A faster, easier way  
to see a doctor

AcademicLiveCare makes it easy to talk to a doctor.  
Simply select a physician and connect. Our physicians  
are U.S. trained and board certified.

Please use your school email address when  
creating an account.

**AcademicLiveCare**

Sign Up

First Name\* Last Name\*

School Email\*

Confirm School Email\*

Password\*

☐ I agree to the following: [Terms of Use\\*](#)

[Sign Up](#)

[I already have an account. Log In](#)

#### AcademicLiveCare

##### Log In

Email

Password

[I forgot my email or password](#)

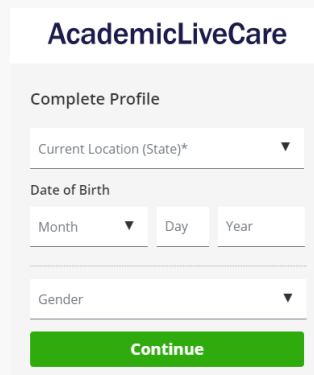
[Log In](#)

[Sign Up for AcademicLiveCare](#)

1 Visit [academiclivecare.com](#), click 'Get Connected' and then 'Visit Amwell' in the pop-up window.

2 [Sign Up](#) for AcademicLiveCare using your school email address or [Log In](#) if you already have an account.

3 Complete your profile.



**AcademicLiveCare**

Complete Profile

Current Location (State)\*

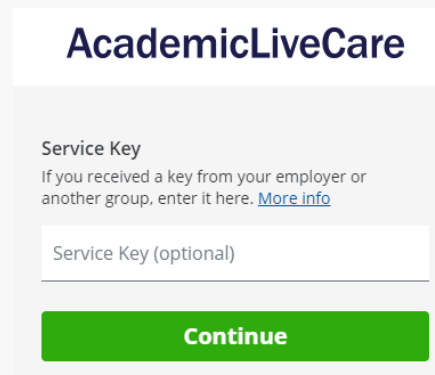
Date of Birth

Month  Day  Year

Gender

[Continue](#)

4 When prompted to enter a Service Key, leave the field blank and press 'Continue'.



**AcademicLiveCare**


Service Key

If you received a key from your employer or  
another group, enter it here. [More info](#)

Service Key (optional)

[Continue](#)

5 Now that your account has been created,  
you're ready to Get Care!



**AcademicLiveCare**


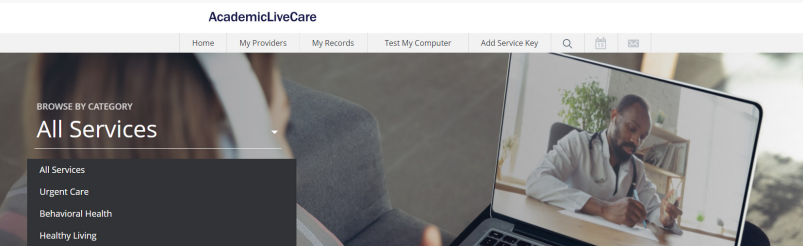
**Congratulations!**

Your account has been created.

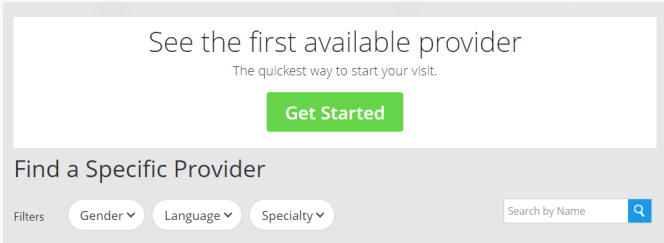
[OK](#)

# How to Get Care

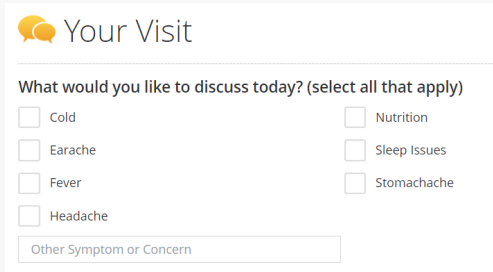
Your [Home Page](#) will reflect all services available to you. Select the care applicable to your needs.



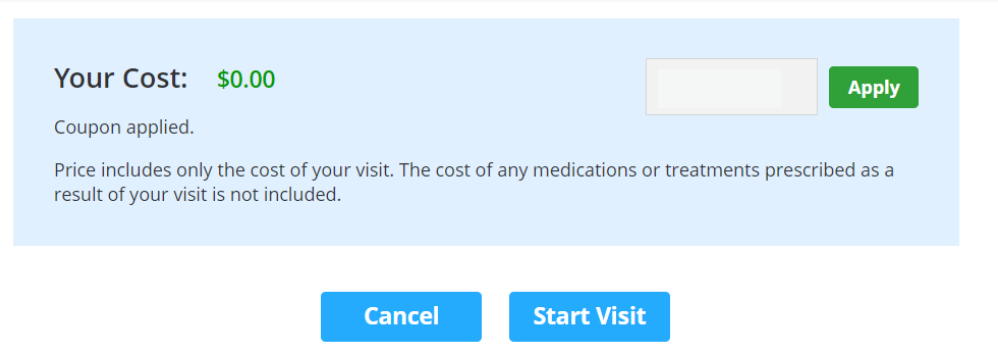
For [Medical/Urgent Care](#), click 'Get Started' to see the first available provider or find a specific provider by using the search and filter tools.



Provide details about your visit and acknowledge that you have read the Notice of Privacy Practices and agree to the Terms of Use.




On the payment screen, enter your [Coupon Code](#) and click 'Apply' to make the cost of your visit free. Click 'Start Visit' to be connected to the provider.




# How to Get Care

For [all other care](#), schedule a virtual visit by selecting your preferred date to see a list of available providers and appointment times. Or, find a specific provider by using the search and filter tools.

Schedule an Appointment

 Choose by Date

 Choose by Provider


Find a Specific Provider

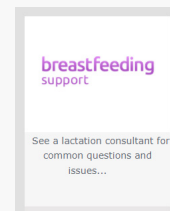



Filters

Gender ▾


Language ▾


Specialty ▾

Search by Name 



Review your appointment details and click [Schedule Appointment](#) to confirm your visit.

 Appointment Details



Psychiatrist  
8:00 AM CDT  
Friday, September 24, 2021

Cancel

Schedule Appointment

At the time of your appointment, right before you are connected to the provider, you will be asked to provide details about your visit.

Enter your [Coupon Code](#) and click 'Apply' to make the cost of your visit free. Click 'Start Visit' to be connected to the provider.

Your Cost: **\$0.00**

Apply

Coupon applied.

Price includes only the cost of your visit. The cost of any medications or treatments prescribed as a result of your visit is not included.

Cancel

Start Visit

Now, it's time for your appointment!

- Your provider will thoroughly review your intake form before starting your visit.
- While you wait, a brief overview will play, easing you into the care environment, making you feel right at home with telehealth.
- Your provider will take progress notes during your visit and wrap up your visit details once your visit has ended.
- A visit summary will be sent to you via a secure message, accessible any time via the secure inbox, located right on your dashboard.