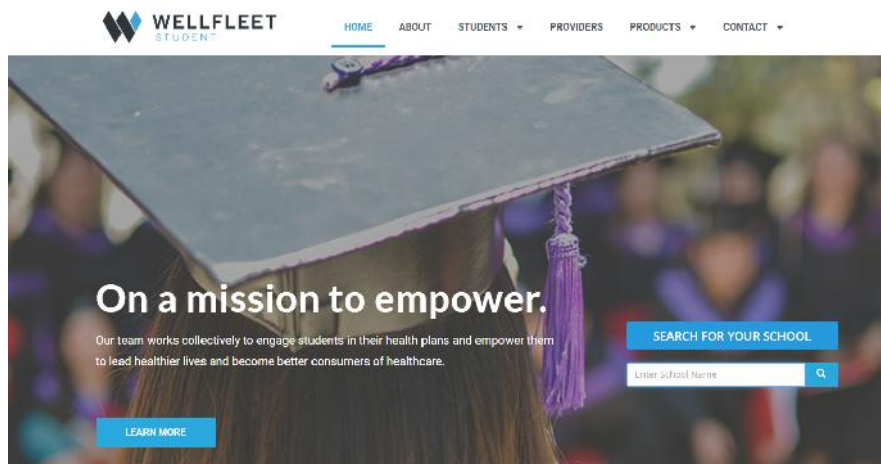


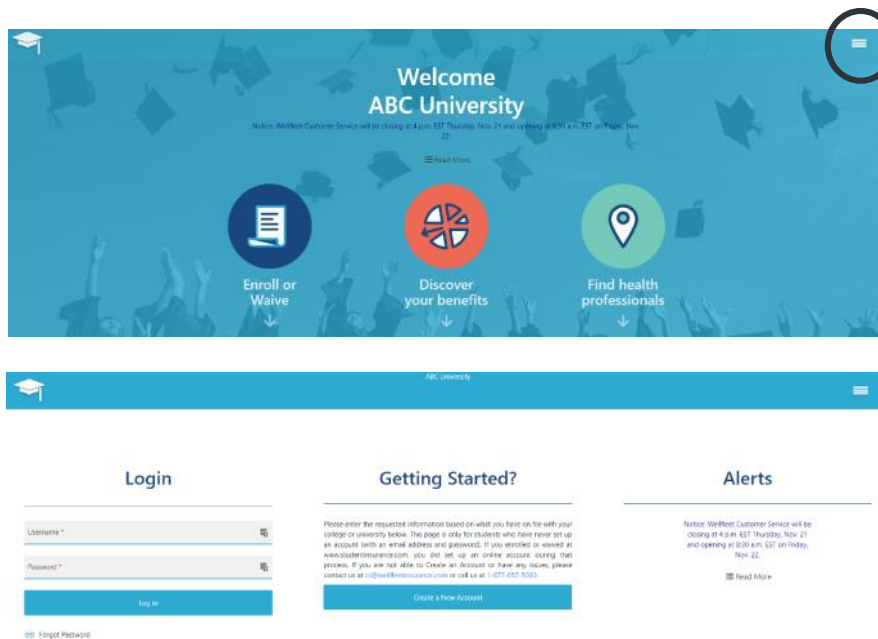


Students are able to log into their secure online account at [www.wellfleetstudent.com](http://www.wellfleetstudent.com). In this portal, Students may view their brochure and claims, complete required claim forms where applicable, print ID cards, and update personal information.

) The student would first find their school in the search bar

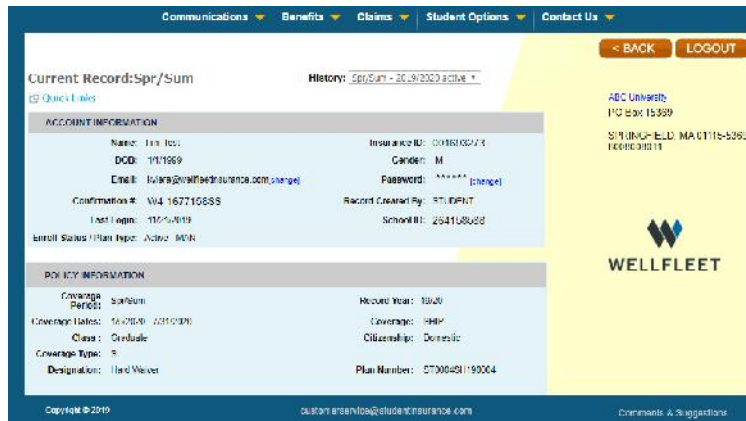


) Once on the school landing page, members can click **My Account** and create an account or login if they already have an account.

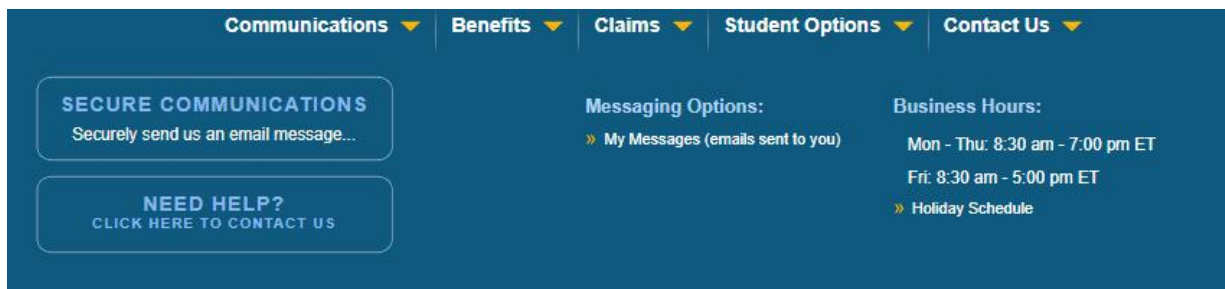


Students will have the ability to view:

- ) System generated waiver and enrollment confirmations via the **Communications** tab
- ) Benefits brochure(s) via the **Benefits** tab
- ) Claims history including EOB's via the **Claims** tab
- ) Current personal information including address details via the **Student Options** tab
- ) Online ID card via the **Student Options** Tab



The **Communications** tab will show communications as a reference. Each Communication will provide the date and time, and the exact email/text and will enable it to be resent as needed.



The **Benefits** tab will give access to: Brochure, Plan Summary, Policy, PPO Provider, PBM, and Travel Guard links.



The **Claims** tab will give students access to track the process of their claim and view EOBs, make an inquiry to any claim, and download any forms needed to process a claim are provided to the student to submit electronically.



The **Student Options** tab will allow students to update their personal information, print, email, and/or request an ID card.

