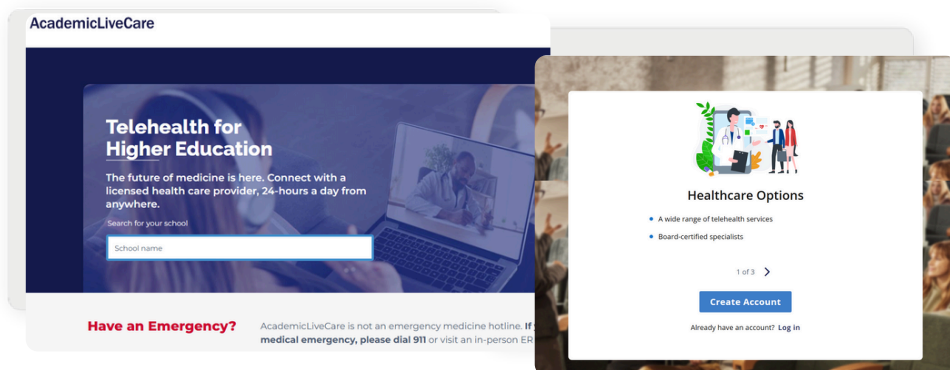


Step 1: Access the Site

Visit: academiclivecare.com and type your school name in the search bar. Select your school from the list, and click on the URL to access or create your ALC account.

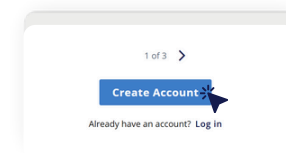


TIP: Bookmark this page! This is where you'll return any time you need care.

Step 2: Log In

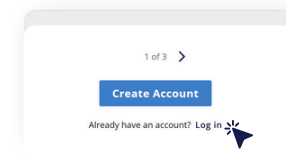
New Users:

Click “Create Account”. Sign up using your school email address.



Existing Users:

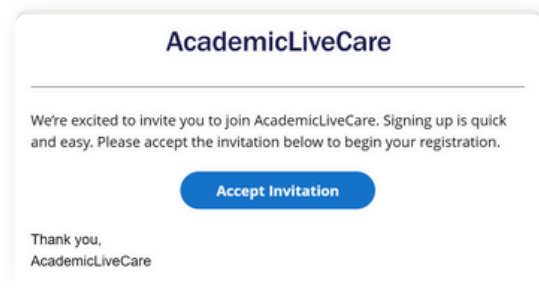
Use your existing username and password to log in.



For security purposes, you may be prompted to reset your password.

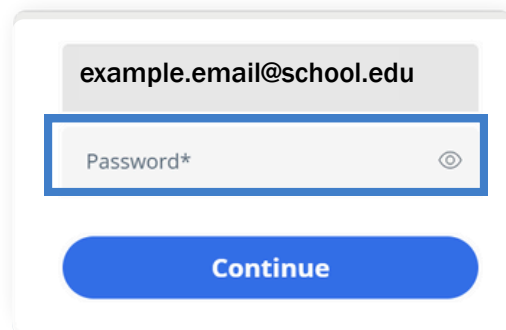
Step 3: Verify Your Email

An email will be sent to the school email you use to sign up.



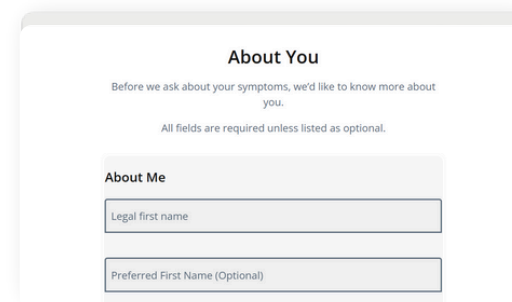
Click “Accept Invitation” to return to the ALC set up process.

Step 4: Set Your New Password



Step 5: Complete Account Information

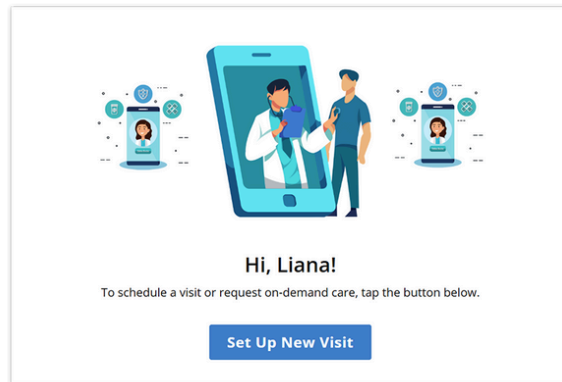
Fill out the “About You” section, then agree to the “Terms of Use”.



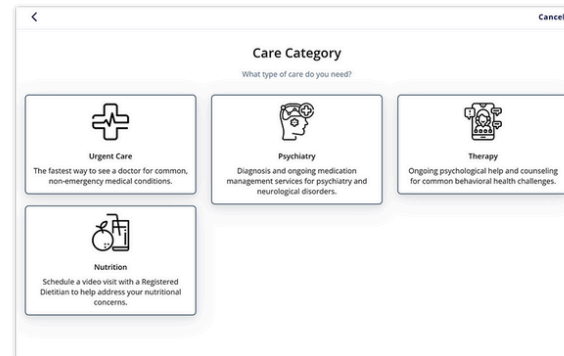
Now you're ready to get care!

Step 1: Start a New Visit

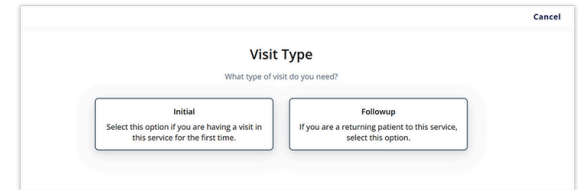
Choose who the visit is for and enter your location.

**Step 2: Schedule a Visit**

Choose the type of care you are seeking. If choosing Urgent Care, select your language and skip to Step 5.

**Step 3: For Therapy, Psychiatry or Nutrition Visits**

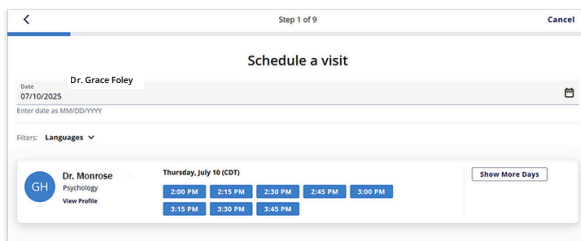
Indicate if your visit is an Initial or Follow-Up Appointment.

**Step 4:****a. Therapy, Psychiatry, or Nutrition Visits**

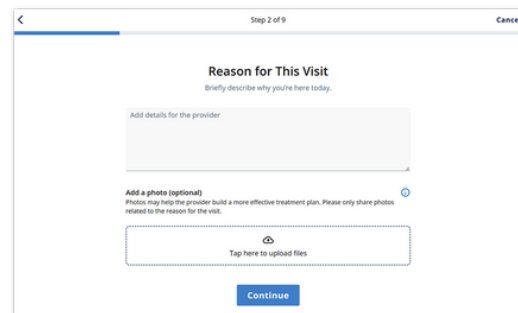
Choose the provider, date, and time that works best for your schedule.

b. Urgent Care

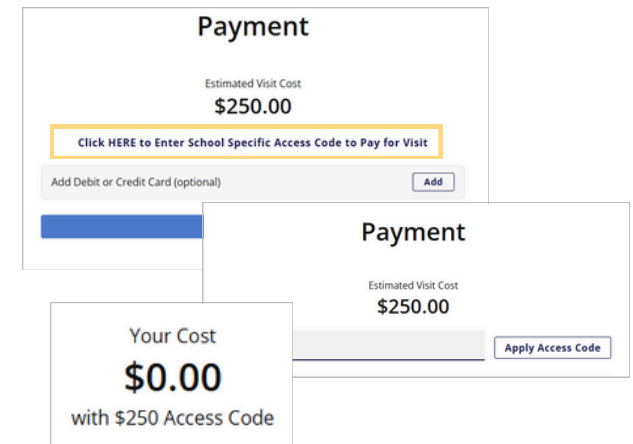
You will schedule and be paired with the next available doctor.

**Step 5: Enter Visit Details**

Provide details about your visit, such as the reason you're seeking care.

**Step 6: Apply Access Code & Book**

Click the link highlighted below, and the Access Code box will appear. Enter **ALCNCJ25** to reduce the cost to \$0, then book your visit.



You will receive a text and email when the provider is ready to see you. Typically, within a few minutes for urgent care or just before a scheduled visit.