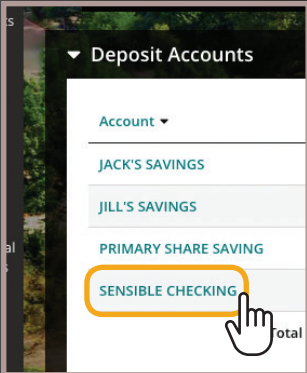
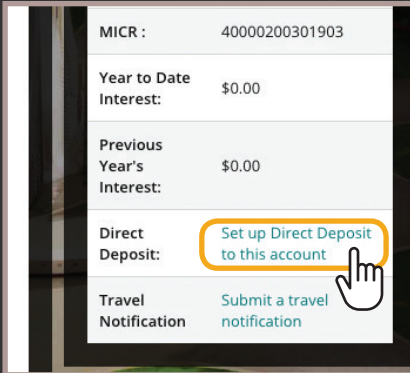


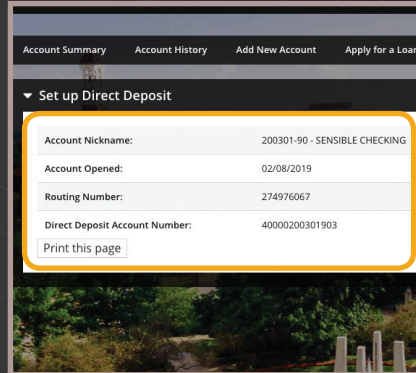
**1** Click on Account Summary under Accounts



**2** Click on the account you wish to deposit to or withdraw from



**3** Under Account Details, click on "Set up direct deposit"



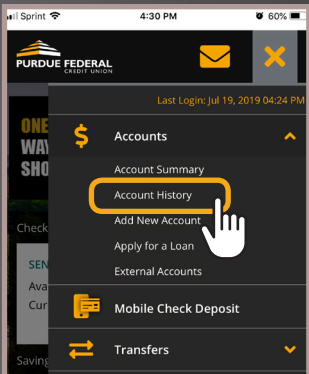
**4** This is the information needed to set up a direct deposit or electronic transaction.

**Information Needed for  
Direct Deposit or Electronic Transaction  
Desktop Version**

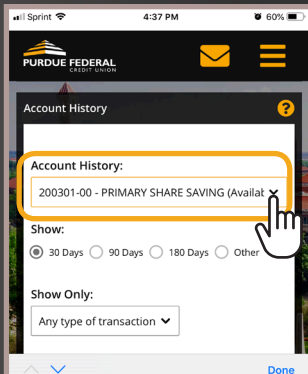


**PURDUEFED.COM**

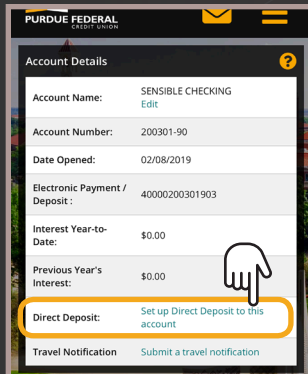
Federally insured by NCUA



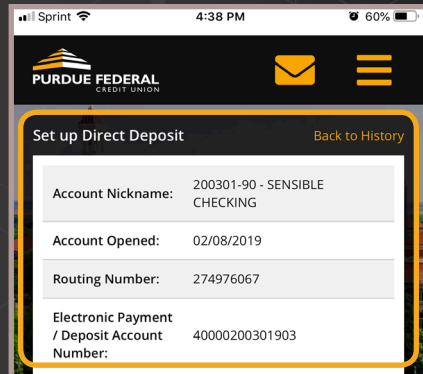
**1** Click on Account History under Accounts



**2** Click on the account you wish to deposit to or withdraw from



**3** Under Account Details, click on "Set up direct deposit"



**4** This is the information needed to set up a direct deposit or electronic transaction.

## Information Needed for Direct Deposit or Electronic Transaction Mobile Version