

Scholar AES Coverage

Creating an Account

Welcome!

Health Insurance System

School Email *

test@gmail.com ✓

School *

California Polytechnic State University, San Luis Obispo ▼

1

To create an account enter your email address. Then select your school from the drop down menu.

School Email *

test@gmail.cm ✓

Password *

Keep me logged in

Login

[Forgot your Password?](#)



Are you a student and don't have an account?

[Create one now!](#)

2

On the next screen click on “Create One Now” to begin the registration process.

1

Student Information

Select a Category

Optional Practical Training

Visiting Scholar

Academic Emergency Services (AES)

Student ID *

8 or 9 digits *Student ID or Employee ID*

Enter 8 or 9 digits

3

In the “Student Information” section select your category from the drop down. Then enter your 8 or 9 digit student ID or employee ID in the “Student ID” field.

2

Personal Information

Marital Status

Single

Social Security Number (SSN) *

9 digits number

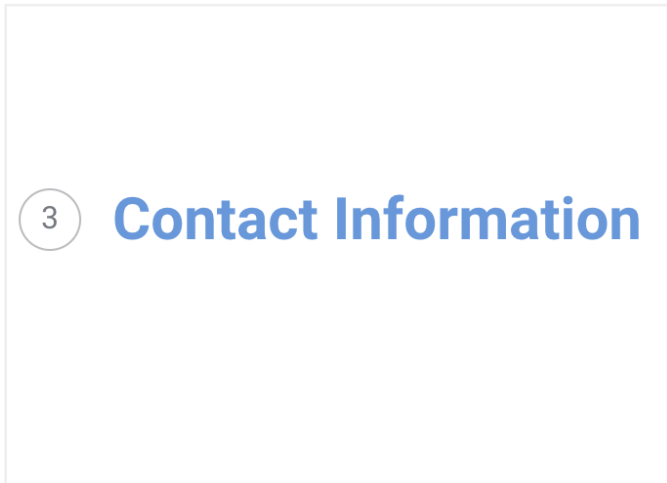
I do not have a Social Security Number

4

In the “Personal Information” section, please enter your social security number OR click the box “I do not have a Social Security Number”

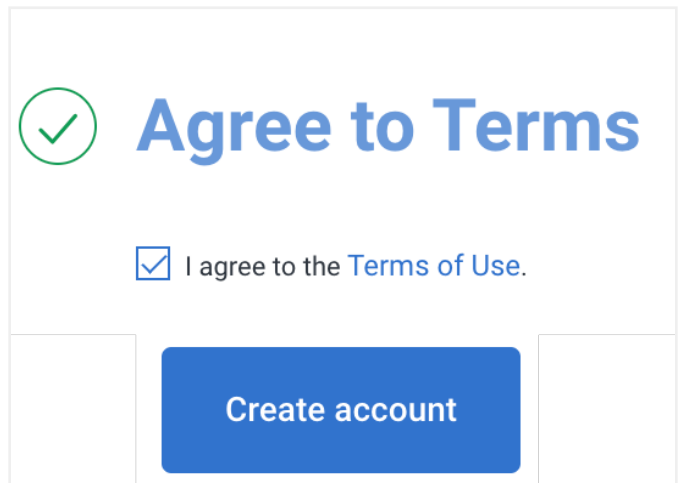
Scholar AES Coverage

Creating an Account



3 **Contact Information**

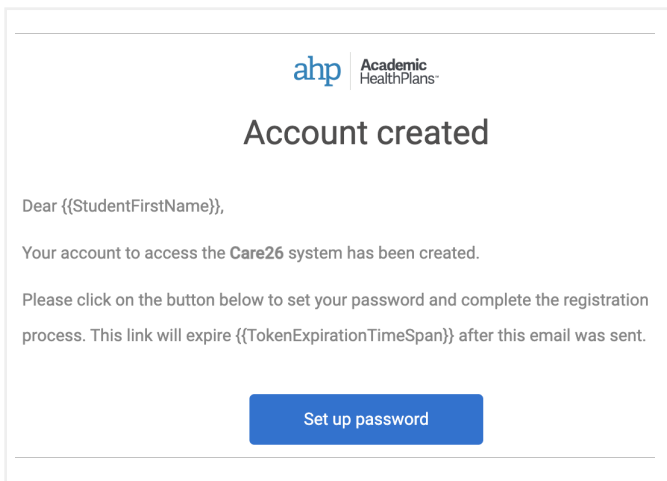
- 5** Complete the “Contact Information” section



I agree to the [Terms of Use](#).

Create account

- 6** Agree to the “Terms of Use” and then click “Create Account”



ahp Academic HealthPlans

Account created

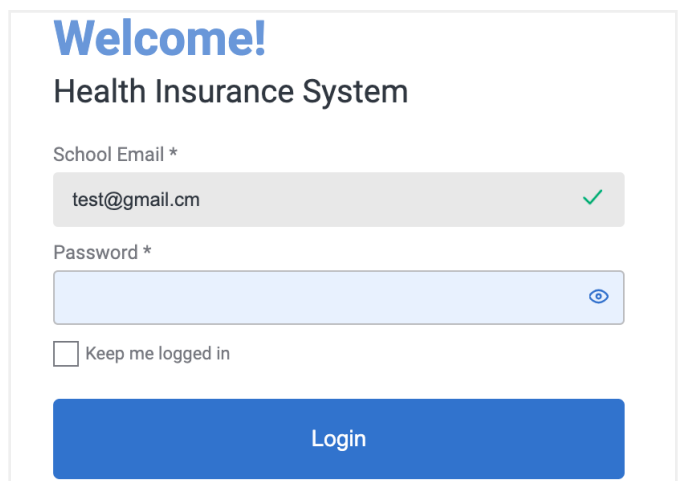
Dear {{StudentFirstName}},

Your account to access the Care26 system has been created.

Please click on the button below to set your password and complete the registration process. This link will expire {{TokenExpirationTimeSpan}} after this email was sent.

Set up password

- 7** **Welcome Email** - Look for a welcome email sent to the email used during the registration process. Click on “Set Up Password”



Welcome!
Health Insurance System

School Email *

test@gmail.cm ✓

Password *

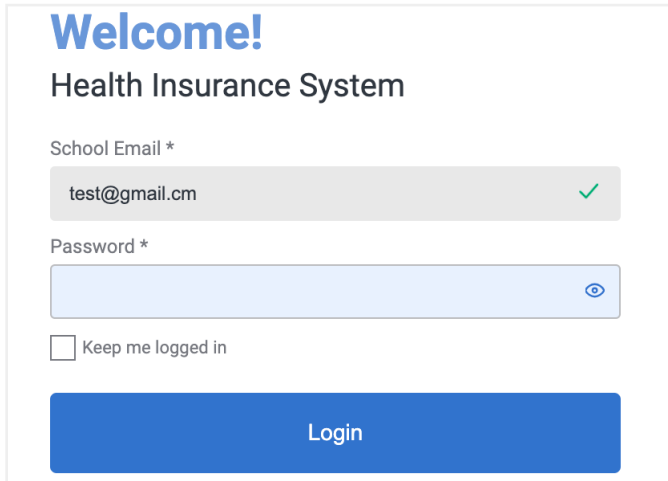
Keep me logged in

Login

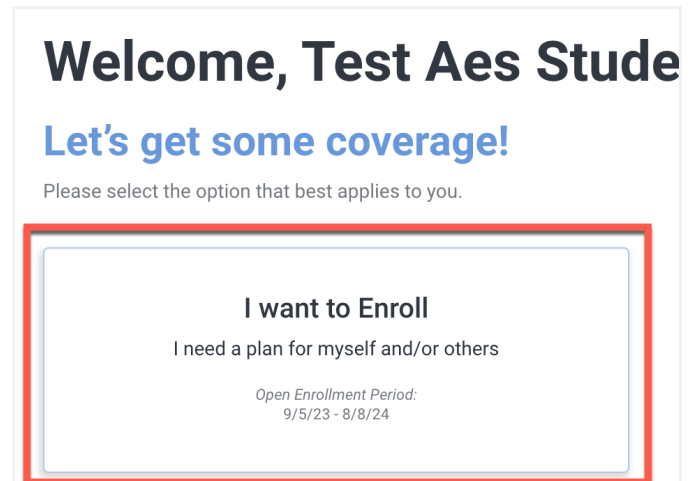
- 8** Login using the your new password.

Scholar AES Coverage

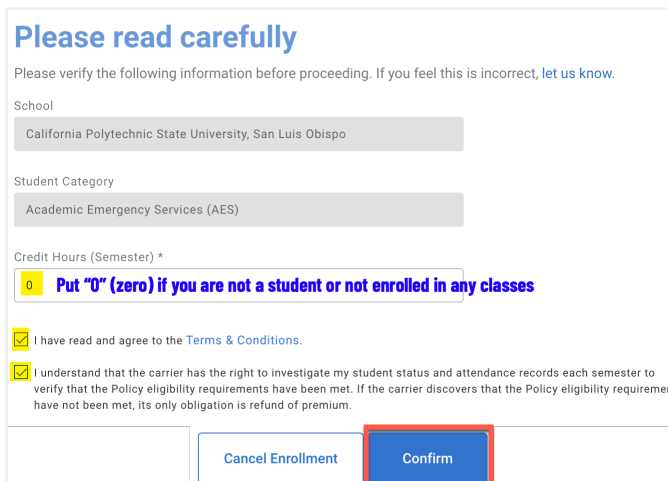
Enrollment: Academic Emergency Services (AES)



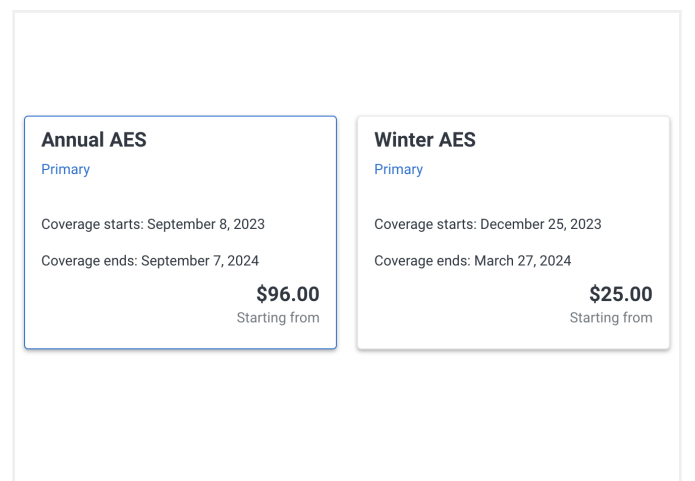
- 1 Log into the Care26 enrollment system using your email and password



- 2 Click on the "I want to Enroll" tile.



- 3 (A) Credit Hours: Put a "0" (zero) if you are not a student, or if you are not enrolled in any classes.
(B) Check both attestation boxes and then click confirm to continue.



- 4 Select the tile for period which you wish to enroll in. (Annual or Quarterly)

Scholar AES Coverage

Enrollment: Academic Emergency Services (AES)

Annual AES
Primary
Coverage starts: September 8, 2023
Coverage ends: September 7, 2024
Test Aes Student (You)

Payment method
Please pick how you want to pay.

Credit Card
Total: \$96.00

ACH
Total: \$96.00

[Add more items](#) [Pay selected products](#)

5

- (A) Select the coverage period tile.
- (B) Select your payment method
- (C) Click “Pay selected products”

Academic HealthPlans
Insurance coverage payment

testaes@gmail.com

Card number

MM / YY CVC

Pay \$96.00

6

- (A) Enter your payment details
- (B) Click “Pay”

Submitted!

Your enrollment has been submitted successfully and will need to be reviewed for approval.

7

- Congratulations! You have completed your enrollment.