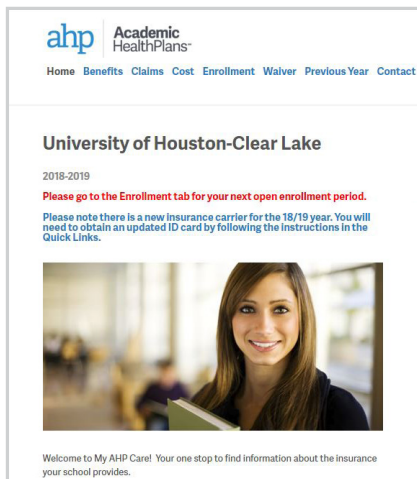
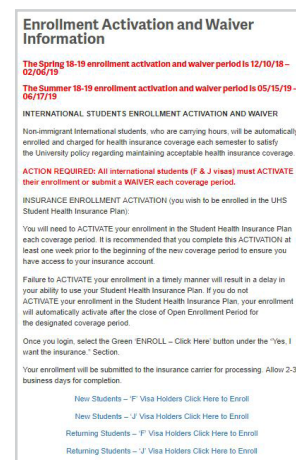


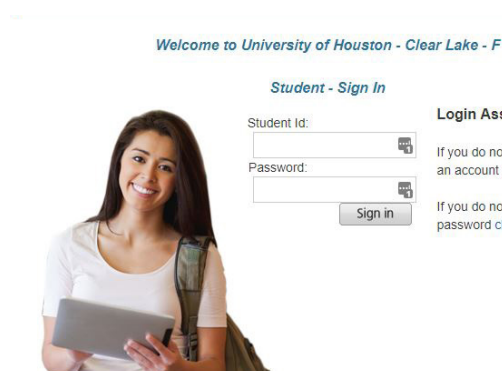
University of Houston Clear Lake Enrollment Activation User Guide



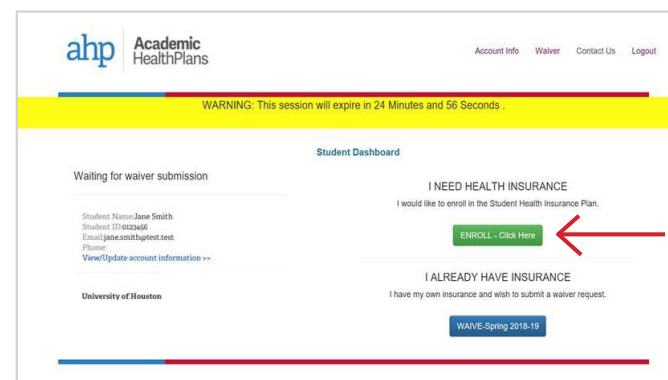
1 Go to uhcl.myahpcare.com and click on the **Waiver tab**.



2 Review the criteria and **click on your classification** to activate your enrollment.



3 Enter your **Student ID** and **Password** to login. Your initial password is your date of birth, be sure to enter it as MMDDYYYY with no other characters. Ensure that your student ID is the full number of characters and numbers provided by your school.



4 Select the **green button** to activate your enrollment in the insurance plan.

Questions? Please contact Academic HealthPlans at 1-855-824-9683 or support@ahpcare.com